



District Report Card: 2017


State: Bihar	District: Sitamarhi
Class: 3	Subject: Mathematics
Schools: 61	Students: 1422


Participation/Coverage


Students

<div>GENDER</div> <div></div>	Boys		Girls	
	Number	%	Number	%
	722	50.77	700	49.23

<div>AREA</div> <div></div>	Rural		Urban	
	Number	%	Number	%
	1360	95.64	62	4.36

<div>CATEGORY</div> <div></div>	SC		ST		OBC		GEN	
	Number	%	Number	%	Number	%	Number	%
	250	17.58	8	0.56	948	66.67	216	15.19

<div>CWSN</div> <div></div>	LD	VI	HI	S&LD	ID	Oth
	4	24	0	1	0	0

<div>Management</div> <div></div>	Government		Government-aided	
	Number	%	Number	%
	1422	100.00	0	0.00

Average Performance of Students in Mathematics (%)

Overall	Gender		Area		Management		Social Group			
	Male	Female	Rural	Urban	Govt.	Aided	SC	ST	OBC	GEN
61.90	62.71	61.07	61.12	78.92	61.90	0.00	61.60	64.17	61.73	62.90

Performance on Learning Outcomes (LOs)

Learning Outcomes	Description	Average Performance(%)
M301	Reads and writes numbers up to 999 using place value	53.19
M302	Compares numbers up to 999 based on their place values	72.57
M303	Solves simple daily life problems using addition and subtraction of three digit numbers with and without regrouping	58.19
M304	Constructs and uses the multiplication facts (up till 10) in daily life situations	69.69
M305	Analyses and applies an appropriate number operation in the situation/ context	55.49
M306	Explains the meaning of division facts by equal grouping/sharing and finds it by repeated subtraction	64.14
M309	Identifies and makes 2D-shapes by paper folding, paper cutting on the dot grid, using straight lines etc.	72.10
M311	Fills a given region leaving no gaps using a tile of a given shape	40.44
M312	Estimates and measures length and distance using standard units like centimeters or meters & identifies relationships	32.29
M317	Reads the time correctly to the hour using a clock/watch	72.93
M318	Extends patterns in simple shapes and numbers	55.32
M319	Records data using tally marks, represents pictorially and draws conclusions	70.25

Range of Performance of Students who Answered Correctly							
Below 30%		30% - 50%		50% - 75%		Above 75%	
Number	%	Number	%	Number	%	Number	%
181	12.73	256	18.00	518	36.43	467	32.84

Lowest Performing Learning Outcomes (LOs)

- 1 - Estimates and measures length and distance using standard units like centimeters or meters & identifies relationships (32.29)
- 2 - Fills a given region leaving no gaps using a tile of a given shape (40.44)
- 3 - Reads and writes numbers up to 999 using place value (53.19)
- 4 - Extends patterns in simple shapes and numbers (55.32)
- 5 - Analyses and applies an appropriate number operation in the situation/ context (55.49)